

Please check the examination details below before entering your candidate information

Candidate surname					Other names				
Centre Number				Candidate Number					
<input type="text"/>	<input type="text"/>	<input type="text"/>	<input type="text"/>	<input type="text"/>	<input type="text"/>	<input type="text"/>	<input type="text"/>	<input type="text"/>	<input type="text"/>

Pearson Edexcel Level 1/Level 2 GCSE (9–1)

Time 1 hour 45 minutes

Paper reference **1CH0/2H**

Chemistry

PAPER 2

Higher Tier

You must have:
Calculator, ruler

Total Marks

Instructions

- Use **black** ink or ball-point pen.
- **Fill in the boxes** at the top of this page with your name, centre number and candidate number.
- Answer **all** questions.
- Answer the questions in the spaces provided
– *there may be more space than you need.*
- Calculators may be used.
- Any diagrams may NOT be accurately drawn, unless otherwise indicated.
- You must **show all your working out** with **your answer clearly identified** at the **end of your solution**.

Information

- The total mark for this paper is 100.
- The marks for **each** question are shown in brackets
– *use this as a guide as to how much time to spend on each question.*
- In questions marked with an **asterisk** (*), marks will be awarded for your ability to structure your answer logically, showing how the points that you make are related or follow on from each other where appropriate.
- There is a periodic table on the back cover of the paper.

Advice

- Read each question carefully before you start to answer it.
- Try to answer every question.
- Check your answers if you have time at the end.

Turn over ►

P69487A

©2022 Pearson Education Ltd.

Q:1/1/1/1/1/




Pearson

Answer ALL questions. Write your answers in the spaces provided.

Some questions must be answered with a cross . If you change your mind about an answer, put a line through the box and then mark your new answer with a cross .

1 (a) Titanium dioxide nanoparticles are used in some sunscreens.

(i) State one property of titanium dioxide nanoparticles that make them suitable for use in sunscreens.

(1)

(ii) Suggest one possible risk associated with using nanoparticles.

(1)

(b) Figure 1 shows the surface area to volume ratio for different diameters of spherical nanoparticles.

diameter of nanoparticle in nm	surface area : volume ratio
10	3:5
20	3:10
30	3:15
40	3:20
50	3:25

Figure 1

(i) State the trend shown by the data in Figure 1.

(1)



(ii) What is the surface area : volume ratio for a spherical nanoparticle with a diameter of 80 nm?

(1)

- A 3:35
- B 3:40
- C 3:45
- D 3:50

(c) A different nanoparticle is cube shaped, as shown in Figure 2.

The length of one side of this cube is 60 nm.

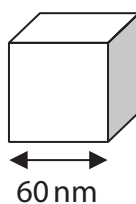


Figure 2

Show that the surface area : volume ratio for this cube is 1 : 10.

(3)

.....

.....

.....

.....

.....

.....

.....

(Total for Question 1 = 7 marks)

DO NOT WRITE IN THIS AREA

DO NOT WRITE IN THIS AREA

DO NOT WRITE IN THIS AREA



- 2 A student used the apparatus in Figure 3 to investigate the rate of the reaction between a metal and dilute hydrochloric acid.

Pieces of the metal were placed in dilute hydrochloric acid in the flask, and the total volume of gas produced was measured every minute.

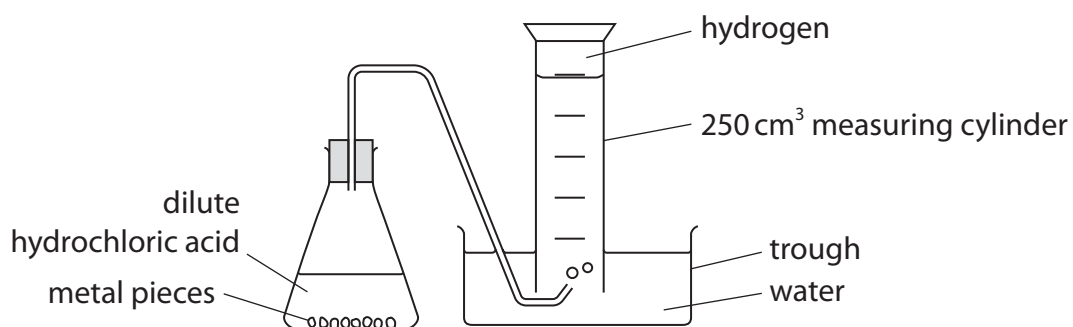


Figure 3

- (a) Figure 4 shows a graph of the student's results.

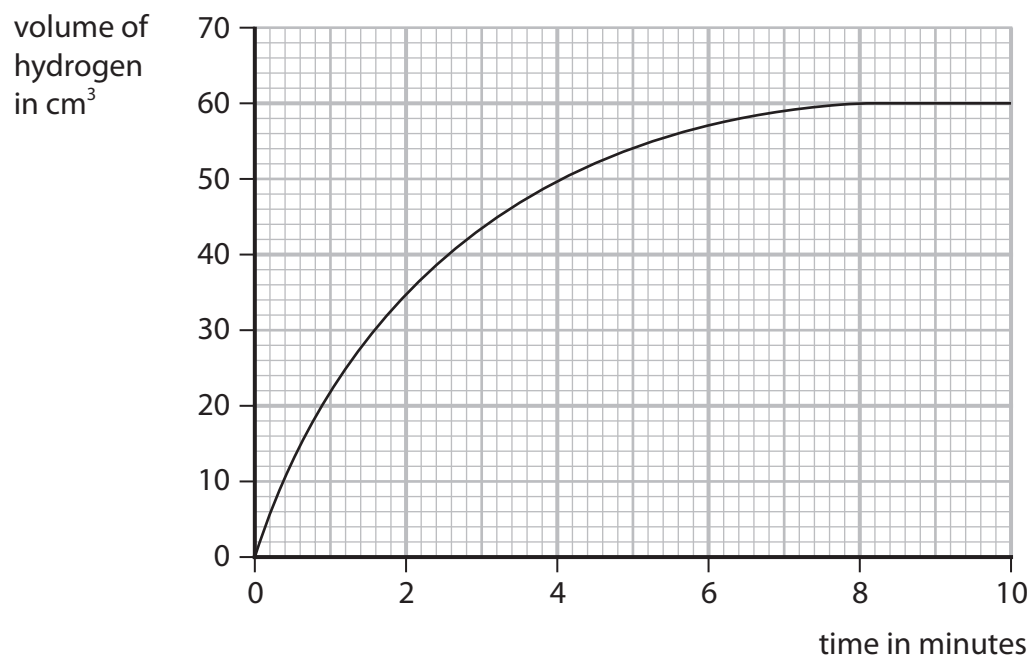


Figure 4



- (i) Name a piece of apparatus that would be better to measure the volume of gas produced, instead of the 250 cm³ measuring cylinder.

Give a reason for your answer.

(2)

name of apparatus

reason

- (ii) Calculate the mean rate of production of hydrogen over the first 90 seconds, in cm³ per second.

(3)

rate = cm³ per second

- (iii) The student measured the volume of gas for 10 minutes.

State why the measurements could have been stopped at 9 minutes.

(1)

- (b) The experiment was repeated, but with acid of a higher concentration.

The rate of reaction was faster.

- (i) Explain why the rate of reaction increases when the concentration of acid is increased.

(2)

DO NOT WRITE IN THIS AREA

DO NOT WRITE IN THIS AREA

DO NOT WRITE IN THIS AREA



(ii) Another student suggests four other ways of increasing the rate of this reaction.

Which one is correct?

(1)

- A** use the same acid but at a lower temperature
- B** use a larger trough
- C** use a smaller flask
- D** use the same metal but in a powdered form

(Total for Question 2 = 9 marks)

DO NOT WRITE IN THIS AREA

DO NOT WRITE IN THIS AREA

DO NOT WRITE IN THIS AREA



3 This question is about gases.

(a) When sodium is added to water, hydrogen gas is produced.

Which observation shows that a gas has been produced?

(1)

- A** a white precipitate forms
- B** effervescence is seen
- C** the sodium sinks in the water
- D** the water changes to a pink colour

(b) Some damp litmus paper is placed in a gas.
The litmus paper is bleached.

Which gas bleaches damp litmus paper?

(1)

- A** carbon dioxide
- B** chlorine
- C** hydrogen
- D** oxygen

(c) When calcium carbonate is heated it decomposes.



When 5.000 g of calcium carbonate is heated, the mass of solid remaining is 2.800 g.

Calculate the mass of carbon dioxide that has been released.

Give your answer to three significant figures.

(2)

mass of carbon dioxide = g

DO NOT WRITE IN THIS AREA

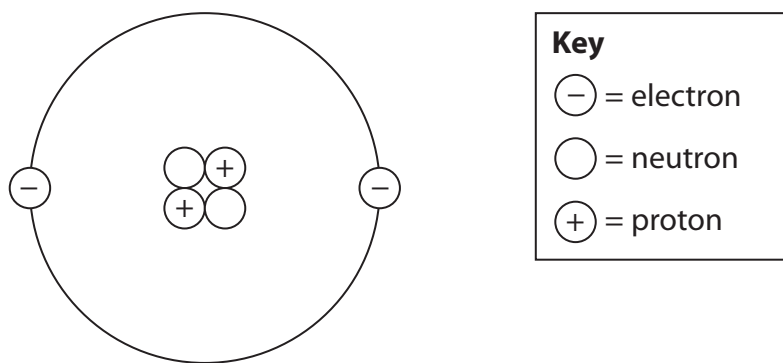
DO NOT WRITE IN THIS AREA

DO NOT WRITE IN THIS AREA



P 6 9 4 8 7 A 0 7 3 2

(d) A diagram of an atom of helium is shown in Figure 5.



Key

⊖ = electron

○ = neutron

⊕ = proton

Figure 5

(i) Explain, using Figure 5, why helium is inert.

(2)

(ii) Helium is used to fill balloons.

State one property of helium, apart from it being inert, that makes it suitable for filling balloons.

(1)



(e) Oxygen gas has the formula O_2 .

Calculate the number of oxygen **atoms** in 3.50 mol of oxygen gas.

(Avogadro constant = 6.02×10^{23})

(2)

.....

.....

.....

number of oxygen atoms =

(Total for Question 3 = 9 marks)

DO NOT WRITE IN THIS AREA

DO NOT WRITE IN THIS AREA

DO NOT WRITE IN THIS AREA



- 4 (a) Some acids are used in tests for ions.

A bottle of one acid is shown in Figure 6.

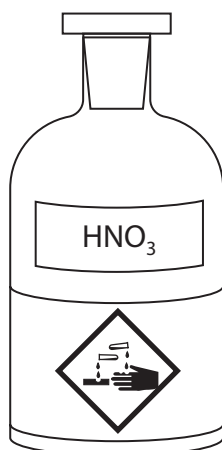


Figure 6

- (i) The acid in Figure 6 can be used in the test for carbonate ions.

Explain, giving the name of the hazard symbol shown, what safety precautions should be taken when using this acid.

(2)

.....

.....

.....

.....

- (ii) Give the name of the acid shown in Figure 6.

(1)

.....

- (iii) State a property of glass that makes it a suitable material to make the container for an acid.

(1)

.....

.....

DO NOT WRITE IN THIS AREA

DO NOT WRITE IN THIS AREA

DO NOT WRITE IN THIS AREA



(b) A teacher conducts a flame test to identify the metal ions in some unknown solids.

- step 1** dip a flame test wire into hydrochloric acid
step 2 dip the flame test wire into the unknown solid
step 3 hold the flame test wire above a Bunsen burner flame

(i) This method did not work well.

Explain an improvement that needs to be made to **step 3** to enable a bright flame colour to be produced.

(2)

(ii) Figure 7 shows the results of the flame tests on three compounds, **P**, **Q** and **R**.

compound	flame colour
P	red
Q	lilac
R	blue-green

Figure 7

Use Figure 7 to identify the metal ions in compounds **P**, **Q** and **R**.

(3)

P

Q

R



P 6 9 4 8 7 A 0 1 1 3 2

(c) A flame photometer was used to analyse samples of a solution of metal ions.

Each sample was treated with 5.00 cm^3 of dilute hydrochloric acid.
 1.00 dm^3 of the acid contained 219 g of hydrogen chloride.

Calculate the mass of hydrogen chloride in the acid used to test 20 samples.

(2)

mass = g

(Total for Question 4 = 11 marks)

DO NOT WRITE IN THIS AREA

DO NOT WRITE IN THIS AREA

DO NOT WRITE IN THIS AREA



DO NOT WRITE IN THIS AREA

DO NOT WRITE IN THIS AREA

DO NOT WRITE IN THIS AREA

BLANK PAGE



- 5 (a) Figure 8 shows some information about the composition of pollutant exhaust gases from the engines of two different vehicles.

pollutant	mass of pollutant given out in g per kilometre driven	
	petrol engine	diesel engine
carbon dioxide	210	180
carbon monoxide	1.5	0.10
unburnt hydrocarbons	0.13	0.020
nitrogen oxides	0.36	2.0
particulates	0.0060	0.046
sulfur dioxide	0.0089	0.0037

Figure 8

- (i) Give **two** ways in which the data in Figure 8 shows that the diesel engine is **more** damaging to the environment than the petrol engine.

(2)

.....

.....

.....

- (ii) Explain, using information from Figure 8, **one** way in which the diesel engine is **less** damaging to the environment than the petrol engine.

(2)

.....

.....

.....



(b) (i) Which statement about the members of the alkane homologous series is correct?

(1)

- A they show a trend in chemical properties
- B their boiling point decreases as the molecules get larger
- C the molecular formula of neighbouring compounds differs by CH_3
- D their viscosity increases as the molecules get larger

(ii) Which one of the following hydrocarbons belongs to the same homologous series as octane, C_8H_{18} ?

(1)

- A C_4H_6
- B C_4H_8
- C C_4H_{10}
- D C_4H_{12}

(iii) Write the balanced equation for the complete combustion of octane, C_8H_{18} .

(3)

.....

.....

(Total for Question 5 = 9 marks)

DO NOT WRITE IN THIS AREA

DO NOT WRITE IN THIS AREA

DO NOT WRITE IN THIS AREA



P 6 9 4 8 7 A 0 1 5 3 2

6 The elements in group 7 of the periodic table are known as the halogens.

(a) Name the halogen that is in period 4 of the periodic table.

(1)

(b) Explain why chlorine is more reactive than iodine.

(3)

(c) A piece of burning sodium is placed into a gas jar containing chlorine gas, as shown in Figure 9.

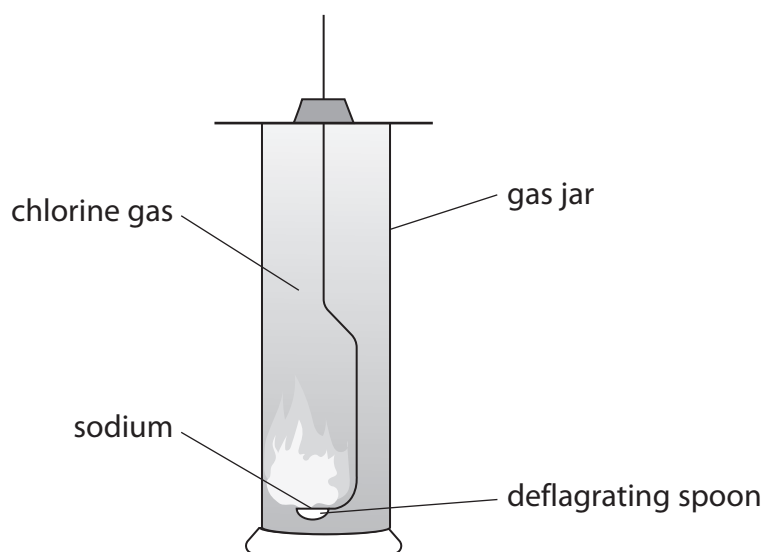


Figure 9

At the end of the reaction, the inside of the gas jar is coated with white crystals.

Identify the white crystals.

(1)

DO NOT WRITE IN THIS AREA

DO NOT WRITE IN THIS AREA

DO NOT WRITE IN THIS AREA



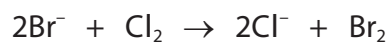
(d) Sodium also reacts with bromine.

(i) Write the balanced equation for the reaction between sodium and bromine. (2)

(ii) In another experiment, a student adds colourless sodium bromide solution to chlorine water.

State what you would **see** in this reaction. (1)

(iii) The ionic equation for the reaction between sodium bromide and chlorine is:



Explain which species has been oxidised in this reaction. (2)

(Total for Question 6 = 10 marks)

DO NOT WRITE IN THIS AREA

DO NOT WRITE IN THIS AREA

DO NOT WRITE IN THIS AREA



7 This question is about oxygen.

- (a) The percentage of oxygen in today's atmosphere is greater than the percentage of oxygen in the Earth's early atmosphere.

Explain what caused this change to happen.

(2)

- (b) Magnesium reacts with oxygen from the air to form magnesium oxide.

A student carries out an investigation to determine the mass of magnesium oxide formed when a known mass of magnesium reacts completely with oxygen.

This is the method the student used.

- step 1** find the mass of a crucible and lid
- step 2** put a known mass of magnesium into the crucible and put the lid on
- step 3** heat for five minutes using a roaring Bunsen burner flame
- step 4** let the crucible, lid and contents cool down
- step 5** find the final mass of the crucible, lid and contents

Explain how the student could check that the magnesium had reacted completely with oxygen.

(2)

DO NOT WRITE IN THIS AREA

DO NOT WRITE IN THIS AREA

DO NOT WRITE IN THIS AREA



- (c) In another experiment, it was found that 1.24 g of phosphorus reacted completely with 1.60 g of oxygen to form phosphorus oxide.

The relative formula mass of this phosphorus oxide is 284.

Deduce the molecular formula of this phosphorus oxide.

You must show your working.

(relative atomic masses: O = 16, P = 31)

(4)

.....

.....

.....

.....

.....

.....

.....

.....

.....

.....

molecular formula =

DO NOT WRITE IN THIS AREA

DO NOT WRITE IN THIS AREA

DO NOT WRITE IN THIS AREA



- (d) A student uses the apparatus shown in Figure 10 to investigate the percentage of oxygen in the atmosphere.

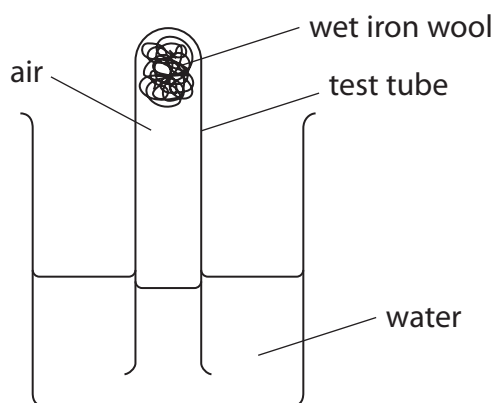


Figure 10

The apparatus was left for a few days.

- (i) Explain one change the student would see after a few days.

(2)

- (ii) Explain one change that can be made to the apparatus in Figure 10 to allow the student to calculate the percentage of oxygen in the atmosphere.

(2)

(Total for Question 7 = 12 marks)



8 (a) A precipitate is produced when an alkaline solution is added to a solution containing some metal ions.

(i) Which of these is evidence of a precipitate being produced?

(1)

- A fizzing
- B solid forms in the solution
- C the solution turns purple
- D the solution gets hot

(ii) You are given two solutions, one containing Ca^{2+} ions and the other containing Al^{3+} ions.

Devise a plan to identify which solution is which.

(4)

.....

.....

.....

.....

.....

.....

.....

.....

.....

.....

DO NOT WRITE IN THIS AREA

DO NOT WRITE IN THIS AREA

DO NOT WRITE IN THIS AREA



P 6 9 4 8 7 A 0 2 1 3 2

*(b) A scientist carries out some tests on solid **V** and on a solution of **V**.

The tests and results are shown in Figure 11.

test	result
appearance of V	white solid
see whether solid V conducts electricity	the solid does not conduct electricity
see whether a solution of V conducts electricity	the solution conducts electricity
heat solid V to 400 °C	the solid does not melt
add some sodium hydroxide solution to solid V and warm	a pungent gas, W , is released which turns damp litmus paper blue
add some dilute nitric acid, followed by drops of silver nitrate solution, to a solution of V	a cream precipitate, X , is produced

Figure 11

Use the data in Figure 11 to deduce information about **V**, **W** and **X**, explaining your deductions.

(6)

.....

.....

.....

.....

.....

.....

.....

.....

.....

.....

.....

.....

.....

.....

.....

.....

.....

.....

.....

.....

.....

.....

.....

.....

DO NOT WRITE IN THIS AREA

DO NOT WRITE IN THIS AREA

DO NOT WRITE IN THIS AREA



DO NOT WRITE IN THIS AREA

DO NOT WRITE IN THIS AREA

DO NOT WRITE IN THIS AREA

Large area with horizontal dotted lines for writing.

(Total for Question 8 = 11 marks)



- 9 (a) In some chemical reactions, bonds are broken in the reactant molecules and new bonds are formed to make the product molecules.

(i) Which row is correct about the energy changes for these processes?

(1)

		energy change	
		breaking a bond	making a bond
<input type="checkbox"/>	A	energy is released	energy is released
<input type="checkbox"/>	B	energy is released	energy is absorbed
<input type="checkbox"/>	C	energy is absorbed	energy is released
<input type="checkbox"/>	D	energy is absorbed	energy is absorbed

(ii) Hydrogen reacts with fluorine.

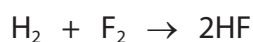


Figure 12 shows the bond energies for the bonds in the three molecules in the equation.

bond	bond energy in kJ mol^{-1}
H—H	436
F—F	158
H—F	562

Figure 12

DO NOT WRITE IN THIS AREA

DO NOT WRITE IN THIS AREA

DO NOT WRITE IN THIS AREA



Calculate the energy change for this reaction.

(4)

DO NOT WRITE IN THIS AREA

DO NOT WRITE IN THIS AREA

DO NOT WRITE IN THIS AREA

energy change = kJ mol⁻¹



P 6 9 4 8 7 A 0 2 5 3 2

*(b) The reaction profile for an uncatalysed exothermic reaction is shown in Figure 13.

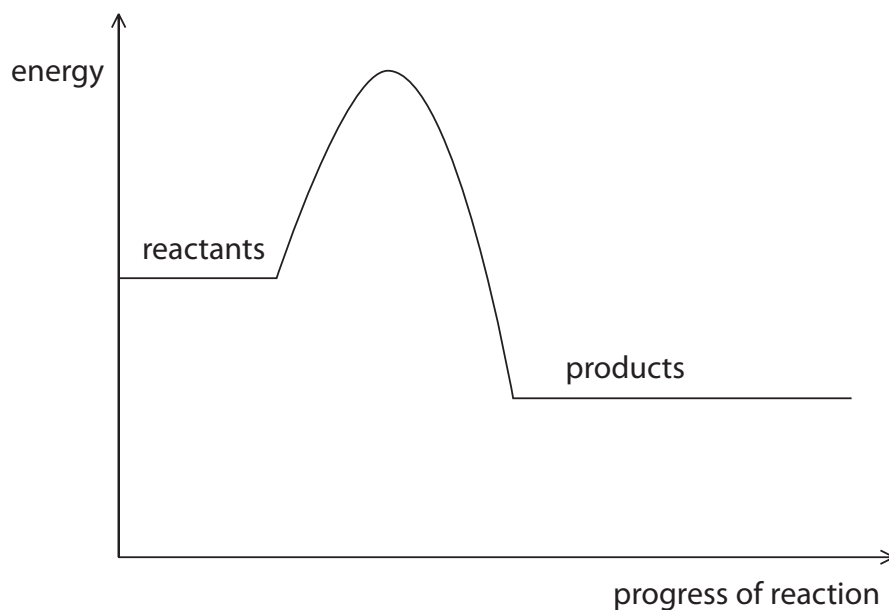


Figure 13

Using some examples of catalysts you have met in chemistry, discuss what catalysts do and their effect on the activation energy of a reaction.

You can use Figure 13 to illustrate your answer.

(6)

.....

.....

.....

.....

.....

.....

.....

.....

.....

.....

.....

.....

.....

.....

.....

.....

.....

.....

.....

.....

.....

.....

.....

.....

.....

DO NOT WRITE IN THIS AREA

DO NOT WRITE IN THIS AREA

DO NOT WRITE IN THIS AREA



DO NOT WRITE IN THIS AREA

DO NOT WRITE IN THIS AREA

DO NOT WRITE IN THIS AREA

Large area with horizontal dotted lines for writing.

(Total for Question 9 = 11 marks)



10 (a) Figure 14 shows the structure of a molecule of hydrocarbon **Z**, C_4H_8 .

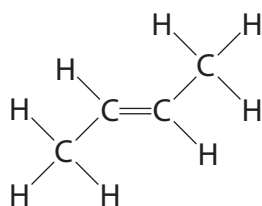


Figure 14

(i) Give the name of hydrocarbon **Z** shown in Figure 14. (1)

(ii) Complete the balanced equation for the reaction of hydrocarbon **Z**, C_4H_8 , with bromine. (2)



(iii) Draw the repeating unit of the addition polymer formed when hydrocarbon **Z** undergoes polymerisation. (2)

DO NOT WRITE IN THIS AREA

DO NOT WRITE IN THIS AREA

DO NOT WRITE IN THIS AREA



(b) Figure 15 shows the arrangement of atoms in a molecule of an alcohol.

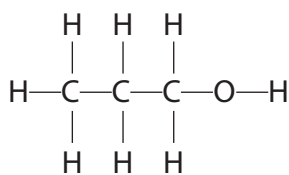


Figure 15

(i) Give the name of the carbon-containing product formed when the alcohol in Figure 15 undergoes dehydration.

(1)

(ii) Give the formula of the functional group of the product formed when the alcohol in Figure 15 undergoes oxidation.

(1)

(iii) A student wants to investigate the amount of energy released when 1.00 g of the alcohol is burned.

They set up the apparatus shown in Figure 16 to measure the temperature rise of the water.

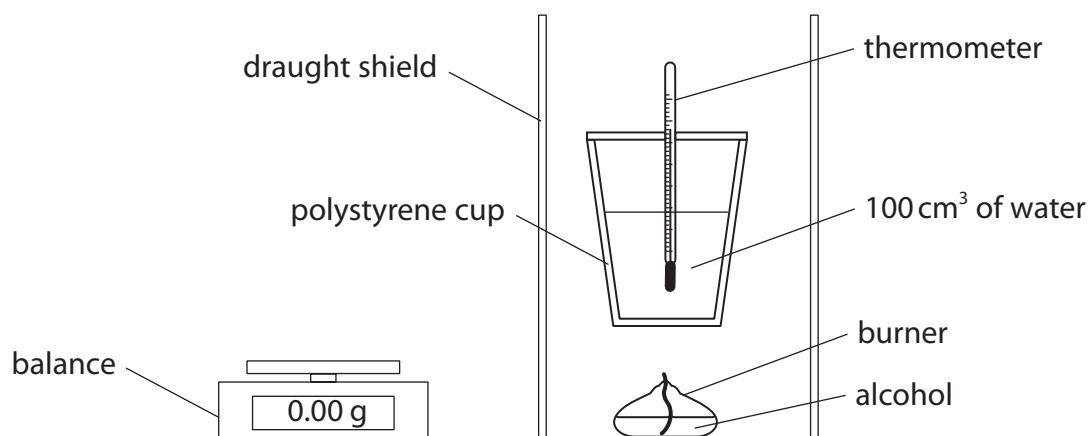


Figure 16

State why this apparatus is not suitable for use in this experiment.

(1)

DO NOT WRITE IN THIS AREA

DO NOT WRITE IN THIS AREA

DO NOT WRITE IN THIS AREA



P 6 9 4 8 7 A 0 2 9 3 2

- (c) Some alcohols can react with some carboxylic acids to form polyesters, which are condensation polymers.

Figure 17 shows the repeating unit of the polyester molecule formed in a reaction between a carboxylic acid and an alcohol.

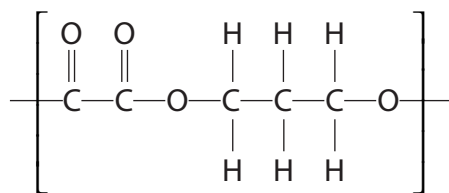


Figure 17

- (i) Give the formula of the other product formed in this reaction. (1)
-
- (ii) Draw the structure of one molecule of the alcohol used to produce the polyester shown in Figure 17, showing all covalent bonds. (2)

(Total for Question 10 = 11 marks)

TOTAL FOR PAPER = 100 MARKS



DO NOT WRITE IN THIS AREA

DO NOT WRITE IN THIS AREA

DO NOT WRITE IN THIS AREA

BLANK PAGE



The periodic table of the elements

1	2	3	4	5	6	7	0										
7 Li lithium 3	9 Be beryllium 4	11 Na sodium 11	12 Mg magnesium 12	13 Al aluminium 13	14 N nitrogen 7	15 P phosphorus 15	16 S sulfur 16	17 Cl chlorine 17	18 Ar argon 18								
19 K potassium 19	20 Ca calcium 20	21 Sc scandium 21	22 Ti titanium 22	23 V vanadium 23	24 Cr chromium 24	25 Mn manganese 25	26 Fe iron 26	27 Co cobalt 27	28 Ni nickel 28	29 Cu copper 29	30 Zn zinc 30	31 Ga gallium 31	32 Ge germanium 32	33 As arsenic 33	34 Se selenium 34	35 Br bromine 35	36 Kr krypton 36
37 Rb rubidium 37	38 Sr strontium 38	39 Y yttrium 39	40 Zr zirconium 40	41 Nb niobium 41	42 Mo molybdenum 42	43 Tc technetium [98]	44 Ru ruthenium 44	45 Rh rhodium 45	46 Pd palladium 46	47 Ag silver 47	48 Cd cadmium 48	49 In indium 49	50 Sn tin 50	51 Sb antimony 51	52 Te tellurium 52	53 I iodine 53	54 Xe xenon 54
55 Cs caesium 55	56 Ba barium 56	57 La* lanthanum 57	72 Hf hafnium 72	73 Ta tantalum 73	74 W tungsten 74	75 Re rhenium 75	76 Os osmium 76	77 Ir iridium 77	78 Pt platinum 78	79 Au gold 79	80 Hg mercury 80	81 Tl thallium 81	82 Pb lead 82	83 Bi bismuth 83	84 Po polonium [209]	85 At astatine [210]	86 Rn radon [222]

1
H
hydrogen
1

Key

relative atomic mass
atomic symbol
name
atomic (proton) number

* The elements with atomic numbers from 58 to 71 are omitted from this part of the periodic table.

The relative atomic masses of copper and chlorine have not been rounded to the nearest whole number.



P 6 9 4 8 7 A 0 3 2 3 2

